

Accessing PAM to View Grades

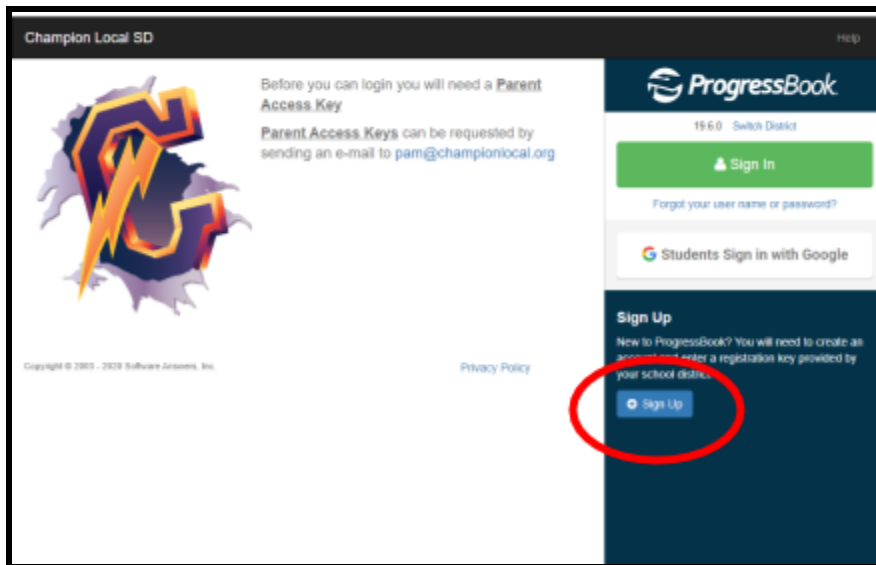
All PAM information can be found by visiting www.championlocal.org/pam

Grades can be viewed in two ways:

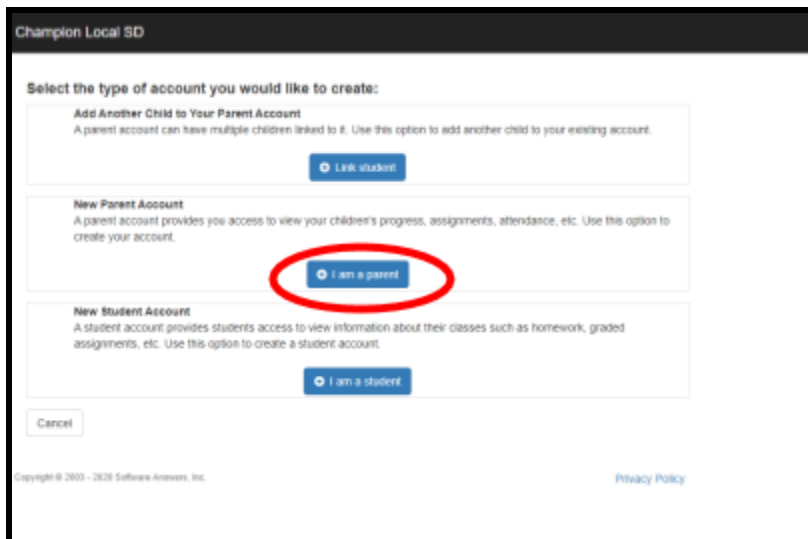
1. Registering and logging in to a parent account
2. Logging into PAM as your student with the student's Champion Local email address.

Registering and Logging in with a Parent Account

1. The first step to creating a parent account is to request a Registration Key for each of your students. Email the names of you students to pam@championlocal.org to request registration keys. Each key is unique so you will need a key for each of your students.
2. Once you have received a key(s) by email, you will need to click on the “Sign Up” button.



3. Then click “I am a parent”

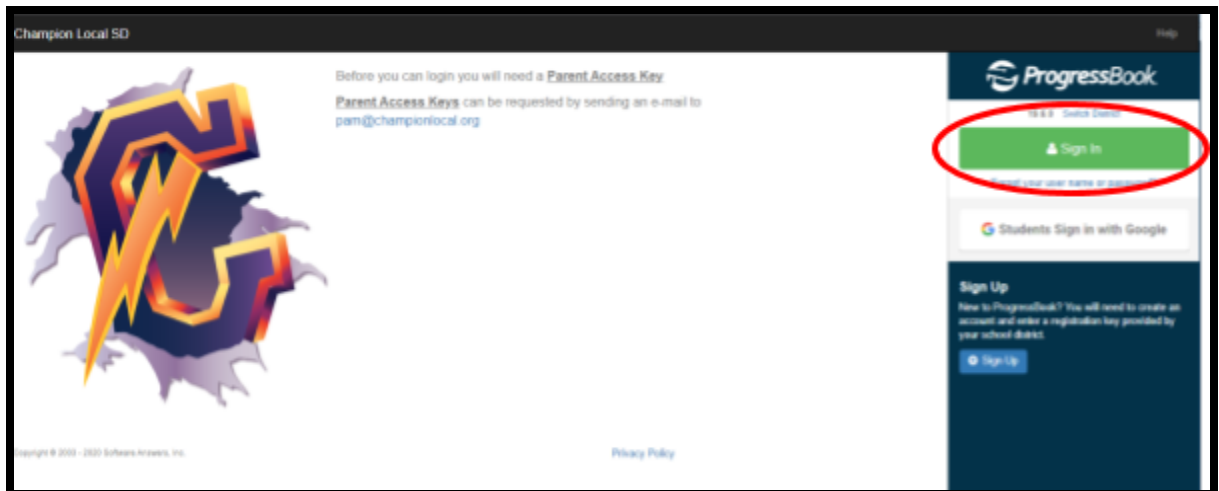


4. Enter your account information. You can add multiple students from this screen by clicking “link another student to account”. You will need the registration key for each student that you received by email to complete the registration process.

The screenshot shows a registration form titled "Create a parent account" with three main sections:

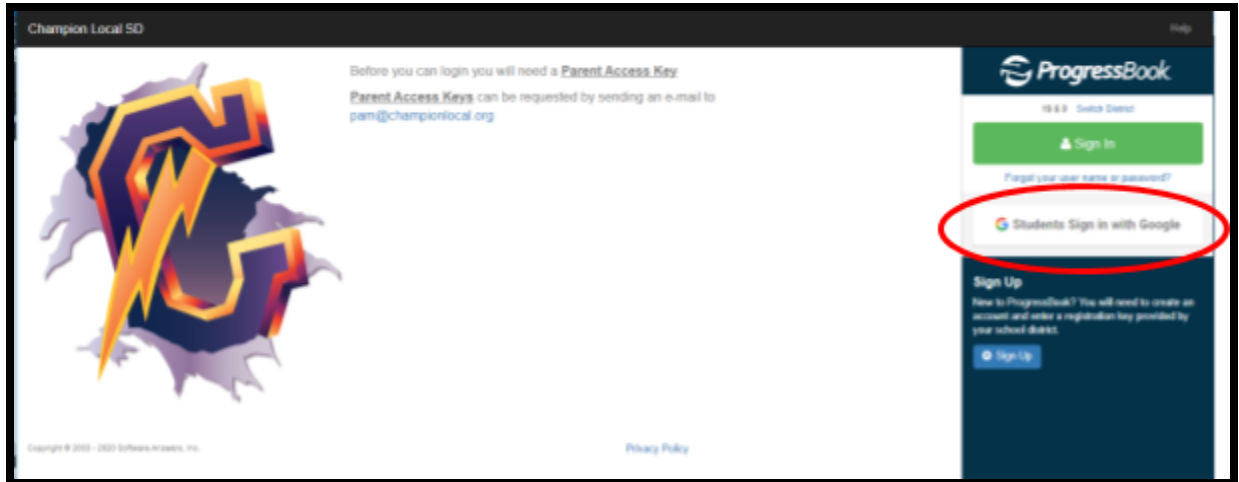
- 1 Your Contact Information:** Includes fields for First Name, Last Name, Email, and Re-enter Email. A note below the email field states: "(Used for password reset requests and teacher communications)".
- 2 Account Details:** Includes fields for User name, Password, and Re-enter Password.
- 3 Link Students to Account:** Labeled "Student 1", it includes fields for Registration Key, First Name, Last Name, and Date of Birth. Below these fields is a "Link another student to account" button and "Register" and "Cancel" buttons.

5. Once you have completed registration, you will be brought back to the main login screen to login for the first time with your Parent Account. To log in with a parent account you will click the green “Sign in” button.



Signing into PAM with a Student Account

1. Every student has automatic access to their own grades and report cards using their @championlocal.org email address. To login as a student click on the “Students sign in with Google” button.



2. To enter PAM as a student you will need to click on the student's @championlocal.org email address and enter their password. If the email address is not on the list please click on the “use another account” button and login.

